




Moodle Guide

Getting Started

- Use link <https://moodle233.msvu.ca>
- Once on the home page, click the “**Log in**” link in the upper right hand corner

← → ↻ <https://moodle233.msvu.ca/m23/> ☆ 📄 🔔 ☰

☰ Mount Online Contact Us myMount Library English (en) ▾ 🔍 You are not logged in. (Log in)



Collaborate Ultra How-to Videos (Office 365 Stream)

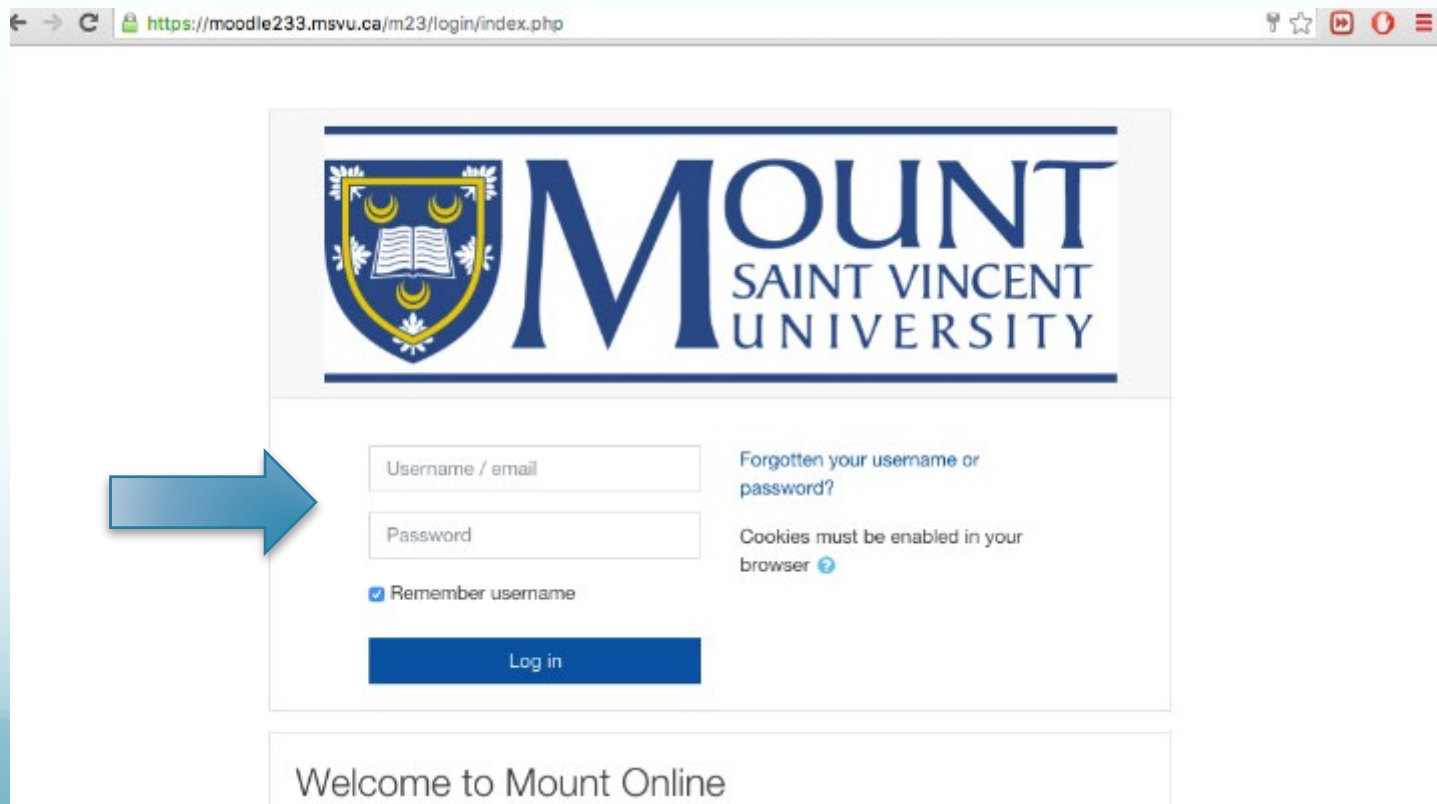
- Collaborate Ultra Student Orientation (2:30)
- Collaborate Ultra Faculty Orientation New (6:33)
- Practice Blackboard Collaborate Ultra Session

Other Student Moodle Sites (requires login)


- Cybersecurity 101
- WHMIS
- The Learning Passport

Logging In

- Once you're on the "log in" page, enter your **username** and **password** given to you by MSVU in the space provided



← → ↻ <https://moodle233.msvu.ca/m23/login/index.php> 🔑 ☆ ▶ 🔔 ☰



Username / email

Password

Remember username

Log in

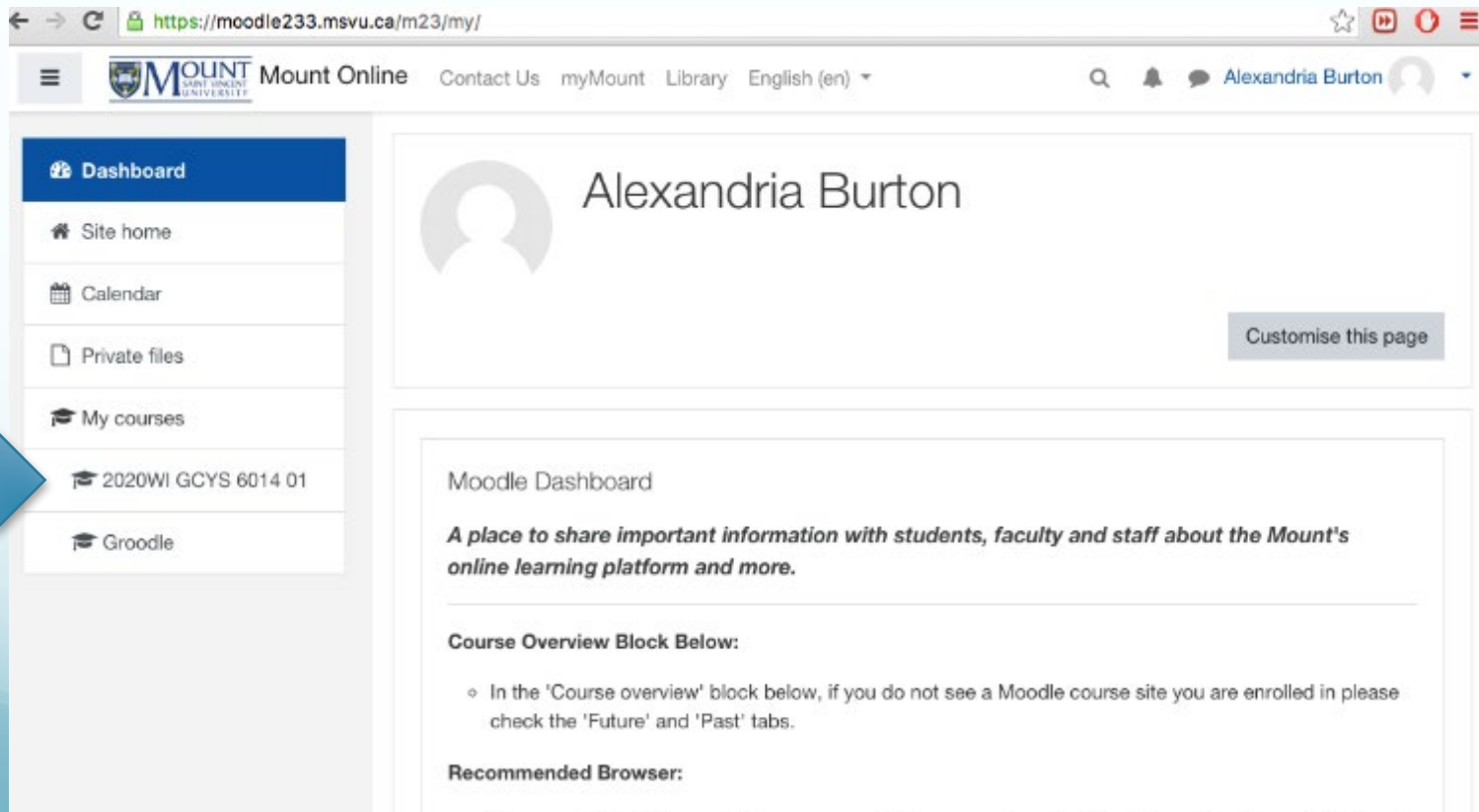
[Forgotten your username or password?](#)

Cookies must be enabled in your browser [?](#)

Welcome to Mount Online

Navigating

- Once on the home page, your **calendar** and **course list** will be on the left hand side



https://moodle233.msvu.ca/m23/my/

Mount Online Contact Us myMount Library English (en)

Alexandria Burton

Dashboard

- Site home
- Calendar
- Private files
- My courses
- 2020WI GCYS 6014 01
- Groodle

Alexandria Burton

Customise this page

Moodle Dashboard

A place to share important information with students, faculty and staff about the Mount's online learning platform and more.

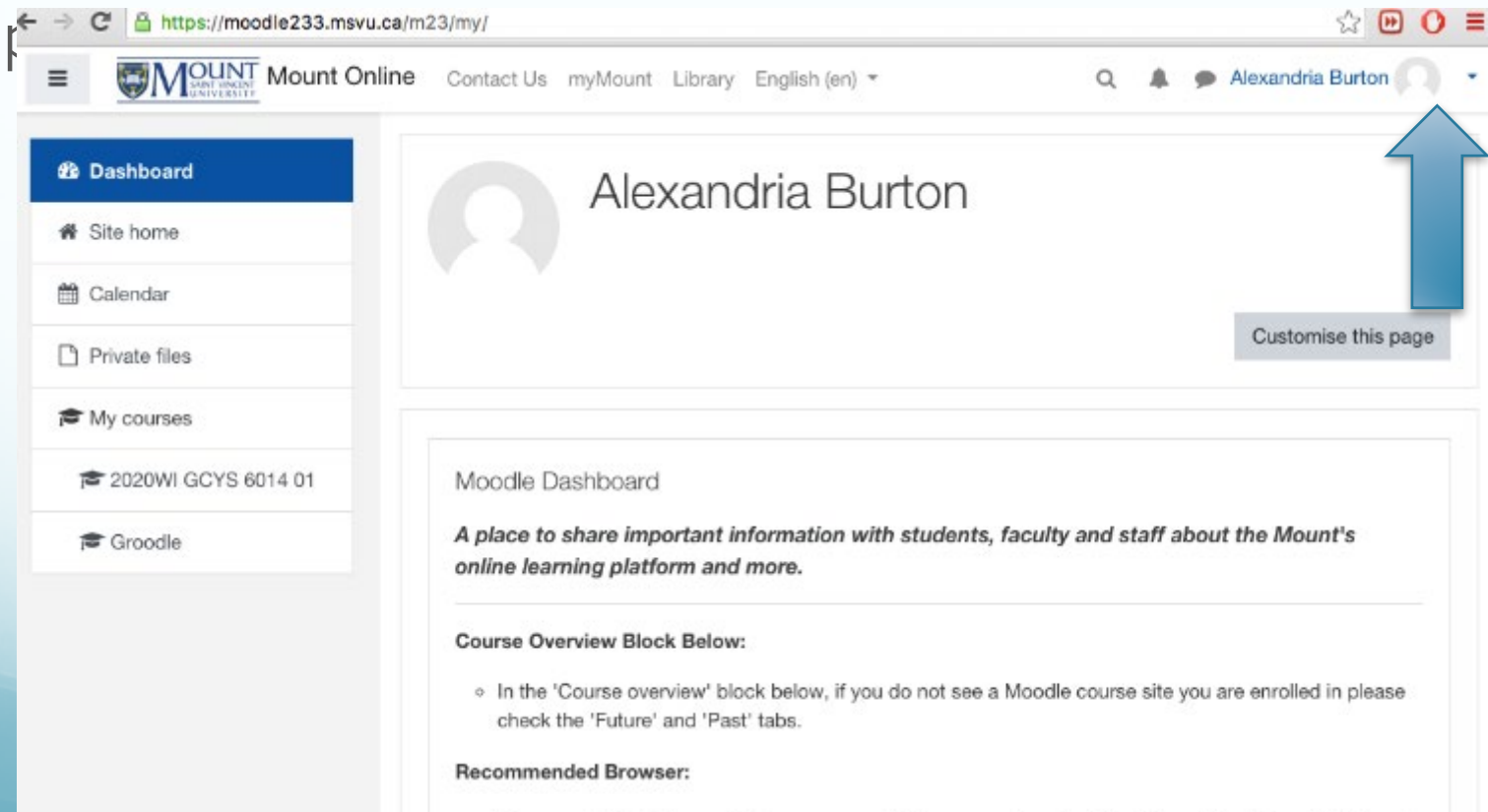
Course Overview Block Below:

- In the 'Course overview' block below, if you do not see a Moodle course site you are enrolled in please check the 'Future' and 'Past' tabs.

Recommended Browser:

Navigating

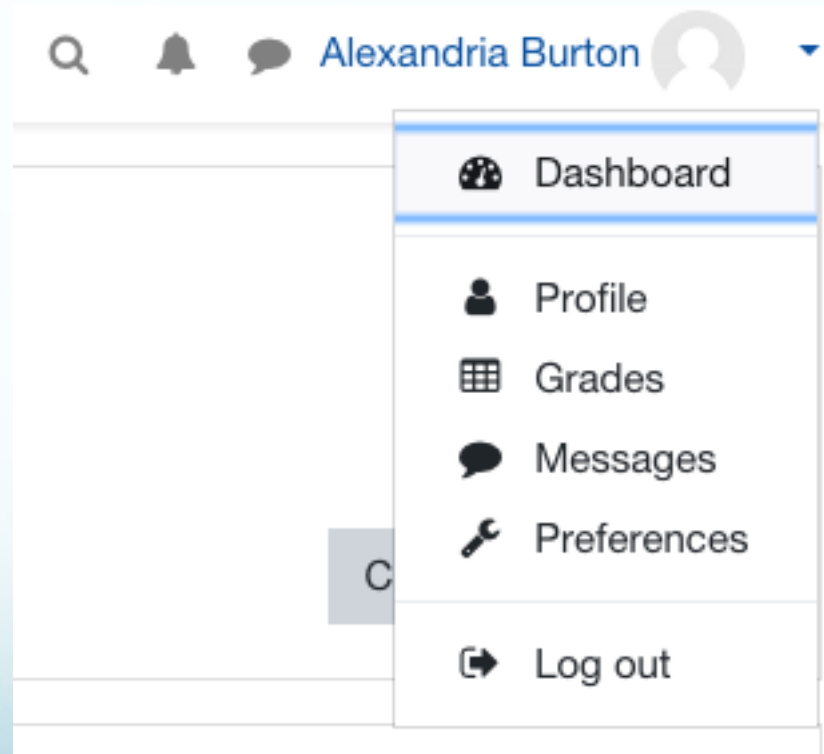
- You can access your profile, grades, chat and settings by clicking the **drop down box next to your name** in the upper right hand corner of the home



The screenshot shows a web browser window displaying the Moodle dashboard for Alexandria Burton. The browser's address bar shows the URL <https://moodle233.msvu.ca/m23/my/>. The page header includes the Mount Online logo and navigation links: Contact Us, myMount, Library, and English (en). The user's name, Alexandria Burton, is displayed in the top right corner next to a profile icon and a dropdown arrow. A blue arrow points to this dropdown menu. Below the header, the dashboard content includes a 'Moodle Dashboard' section with a message: 'A place to share important information with students, faculty and staff about the Mount's online learning platform and more.' Below this is a 'Course Overview Block Below:' section with a note: 'In the 'Course overview' block below, if you do not see a Moodle course site you are enrolled in please check the 'Future' and 'Past' tabs.' At the bottom, there is a 'Recommended Browser:' section.

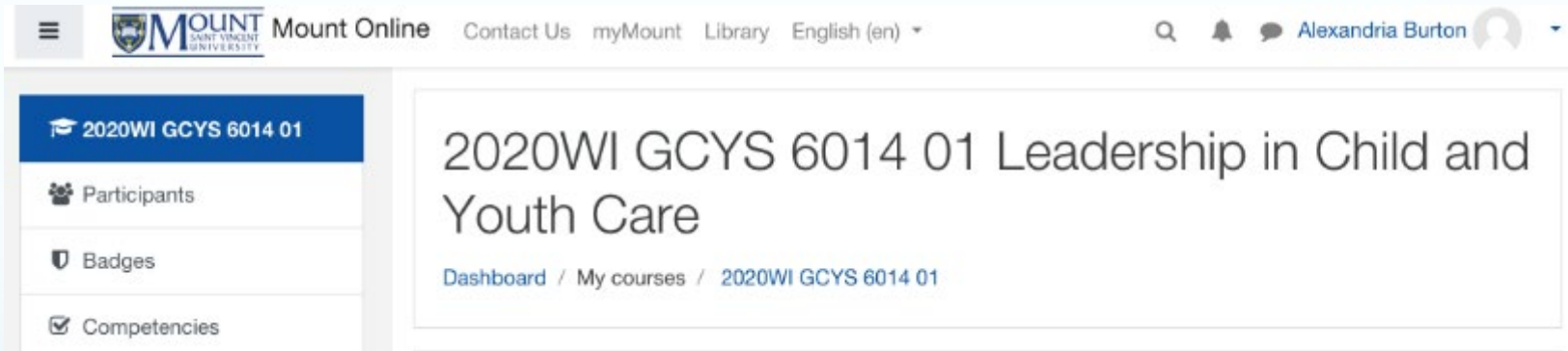
Navigating

The drop down box looks like this!



Courses

- When you select a course on the home page, you will get access to the professor's Moodle page for that particular course. Typically, the course name will be at the heading of the page



The screenshot shows the Moodle interface for a course. At the top, there is a navigation bar with the Mount Saint Vincent University logo, the text 'Mount Online', and links for 'Contact Us', 'myMount', 'Library', and 'English (en)'. On the right side of the navigation bar, there are icons for search, notifications, and a user profile for 'Alexandria Burton'. Below the navigation bar, the course title '2020WI GCYS 6014 01' is displayed in a blue header. To the left of the main content area, there is a sidebar with a list of course elements: 'Participants', 'Badges', and 'Competencies'. The main content area displays the course title '2020WI GCYS 6014 01 Leadership in Child and Youth Care' and a breadcrumb trail: 'Dashboard / My courses / 2020WI GCYS 6014 01'.

- Under this, the prof will list links, resources, PowerPoint's, etc. Often times they organize it by the date of the class.

Collaborate

- It is important to note that while transitioning to online courses, professors will likely use “Collaborate” for their lectures. If a professor is using “Collaborate”, there will be a link with a **green puzzle piece**. Click on the link to access to “Collaborate” chat!



GCYS 6014 01

Online Discussions/Forums

- Professors often conduct weekly online forums/discussions. Keep an eye out for this on your course page. If there is an online forum, there will be a link with a **chat icon** next to it. Click on the link to access the forum/discussion!



GCYS 6014 01 Traits Approach and Skills Approach

Online Discussions/Forums

- Once in the forum, there will be a question/topic posed. Click “**Add a new discussion topic**” to add to the forum, according to the professor.

GCYS 6014 01 Traits Approach and Skills Approach



Question:

Do you believe that some individuals are born with traits that make them good leaders? Support your response with examples from your personal observations. Discuss.

Add a new discussion topic



Conclusion

- Remember, professors will oftentimes structure their courses differently on Moodle. These are just basic guidelines.
- If you are a student and need further help, please reach out to your strategist.
- If you are a strategist and need further help, please reach out to your team lead.

